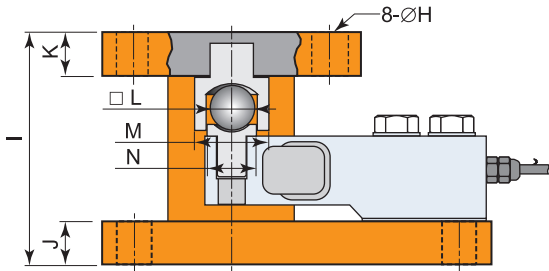
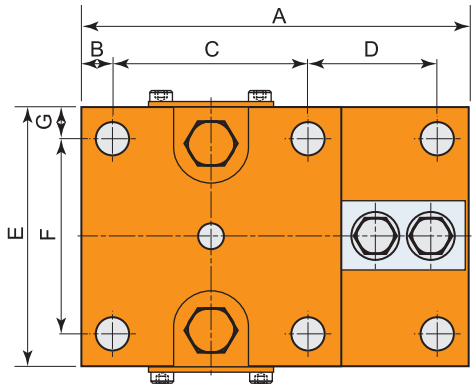


LC8406 Tank Weighing Accessories (BTW)



Features

- Ball type
- High resolution
- Easy replacement

Material

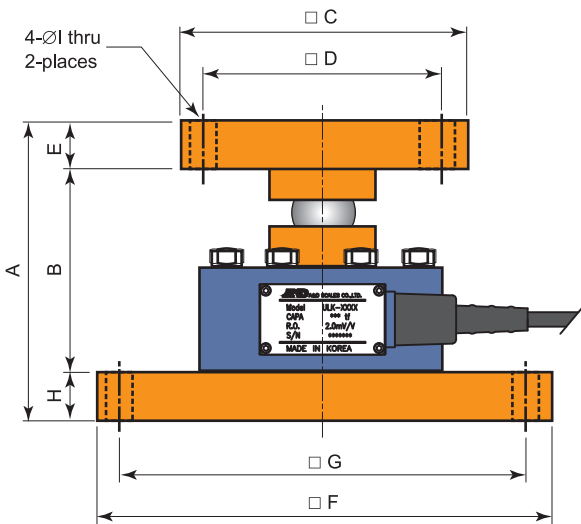
- OP1 : STEEL
- OP2 : STAINLESS STEEL

Manual

- Rise the upper plate by using the supporters at both sides and join it with the base plate
- Untie the upper bolt of the supporter and place the upper ball cup over the steel ball
- Check the level of the load cell

Model	Capacity	A	B	C	D	E	F	G	H	I	J	K	L	M	N
LC8406-T002TW	100kgf~2tf	180	15	90	60	120	90	15	14	107	20	20	17.4	Ø45	Ø29
LC8406-T005TW	3~5tf	230	20	110	80	150	110	20	18	135	30	25	30	Ø60	Ø45

ULK Ball Cup Accessories (Ball)



Accessory Features

- High durability
- Appropriate for tank and hopper application
- Designed with safety coefficient considerations

Manual

- Load cell connection with the mounting plate
- Fix the mounting plate on the surface
- Check the level of the mounting plate
- Place the loading plate over the load cell
- Check the value with a display systems

Option

- Steel
- Stainless steel

Capacity	A	B	C	D	E	F	G	H	I
500kgf, 1tf, 2tf, 3tf	136	90	130×130	105×105	23	210×130	185×105	23	12
5tf	145	99			23	210×130	185×105	23	12
10tf	166	106	130×130	105×105	30	160×160	125×125	30	14
20, 30tf	196	136	130×130	105×105	30	200×200	160×160	30	14