

Floor scales



PFA579lift/PFA579xlift

Efficient Cleaning

100% Stainless Steel

Robust Industrial Design

Ex Designs



Setting a New Standard
in Challenging Environments

METTLER TOLEDO

The Raisable Floor Scale

Able to Withstand the Harshest of Conditions

Corrosion prevention:	Entire scale consists of stainless steel AISI304 ¹⁾
Optional:	Stainless steel AISI316 ²⁾, ground surface
IP protection:	IP68 for scale interface / IP69k for load cells
Load cell protection:	Integrated overload stop, rocker feet
Overload protection:	Robust tubular design with reinforced load plate, maximum stability achieved at low overall height
Operator protection:	Simple and safe operation for cleaning staff thanks to a folding mechanism which complies with safety regulations
CE conformity:	Compliance with all relevant standards and regulations (OIML, ATEX, NAMUR, GMP)

Available frame sizes

800×800 mm to 1500×1500 mm

Weighing range

300–3000 kg

Field of application

- Wet, dry
- Hazardous areas

Certifiable verification intervals

- Single Range
- Multi Range
- Multi Interval

Options

- Digital scale interface calibrated in the 1st or 2nd step
- Checkered or ground surface of the load plate
- Acid-proof stainless steel in AISI 316
- Length of the connection cable

Regardless of Whether Conditions are Humid or Wet, Nothing Stands in the Way of the Scale's Operation

Neither humid and wet environmental conditions nor regular cleaning pose a problem to the PFA579xlift floor scale. The scale interface and load cells are optimally protected in line with IP68 ingress protection. In addition to this, the raisable load plate enables unlimited access to sensitive areas of the weighing platform.


Maximum Metrology – with the "Swinging" Scale

The specially developed rocker feet enable the weighing platform to oscillate freely. As such, the transverse forces acting during the loading and unloading procedures are compensated. An integrated overload protection device also protects the stainless steel load cells and thereby ensures a long, maintenance-free operation. With certifiable verification intervals of 1× 3000e, 1× 6000e (Single Range) 2× 3000e (Multi Range or Multi Interval) or 3× 3000e (Multi Range), the various load cell types of the PFA579(x)lift meet the highest of metrological demands.

Robustness and Reliability Guaranteed at an Installation Height of just 80 mm

The PFA579(x)lift has been designed with permanent use under harsh industrial conditions in mind. The unique structure, with tubular design and reinforced load plate, guarantees a long and reliable service life.

The energy required to drive over the weighing platforms by means of a ramp is kept to a minimum due to the scale's low overall height. The low overall depth facilitates pit mounting, even in areas with low floor thickness or on upper floor levels.



The special rocker feet design enables the scale to stabilise

PFA579(x)lift – Offering a Variety of Models

DS 300 kg 600 kg 1500 kg 1000 mm 1000 mm	D 300 kg 600 kg 1500 kg 3000 kg 1000 mm 1260 mm	E 300 kg 600 kg 1500 kg 3000 kg 1250 mm 1500 mm	ES 300 kg 600 kg 1500 kg 3000 kg 1500 mm 1500 mm
FL 300 kg 600 kg 1500 kg 800–1000 mm 800–1000 mm	FM 300 kg 600 kg 1500 kg 3000 kg 800–1500 mm 800–1500 mm	Greater dimensions only upon request 1500–2000 mm 1000–1500 mm	



PFA579lift/PFA579xlift with raisable load plate

High-quality Material – Long Operating Life

Regardless of whether you use a load cell, frame, load plate or scale interface, high-alloy steel provides optimum protection against corrosion particularly in harsh environments. If desired, frames and load plates can be designed in acid-proof stainless steel (AISI 316)

Digital Scale Interface – it Could not be any Simpler

Reap the benefits of a digital IDNet scale interface: Following simple connection, the weighing platforms can be used right away: plug 'n' weigh! The powerful analog/digital converter technology ensures that precise measured values are transferred in a direct and stable manner.

What's more, there is another financial benefit to digital weighing platforms: we will execute the first and, if required, even the second step calibration³⁾.

A Well-rounded Range

An extensive range of accessories such as approach ramps, installation frames, pit installation frames or corner plates perfectly complement the scale.

Non-Slip, Smooth or Ground – as You Wish

Both the weighing platforms and the approach ramps are available with a smooth or optionally with a checkered surface – a ground surface is also available.

Tailor-made Solutions

If the standard sizes fail to meet your needs, then simply order your weighing platform in line with your required dimensions. If your individual requirements fall within our range, we will manufacture the weighing platform, approach ramp etc. The PFA579(x)lift provides you with the maximum flexibility to suit your requirements

- ¹⁾ AISI304 corresponds to V2A
- ²⁾ AISI316 corresponds to V4A
- ³⁾ Second step only for 1x 3000e / 2x 3000e Multi Range

Certifiable Verification Intervals

	Weighing range	Standard	Options		
		1x 3000e SR	2x 3000e MR/MI	3x 3000e MR	1x 6000e SR
PFA579(x)lift-DS/FL	300 kg	0.1 kg	0.05/0.1 kg	–	0.05 kg
	600 kg	0.2 kg	0.1/0.2 kg	0.05/0.1/0.2 kg	0.1 kg
	1200 kg	–	–	–	0.2 kg
	1500 kg	0.5 kg	0.2/0.5 kg	0.1/0.2/0.5 kg	–
PFA579(x)lift-D/E/ES/FM	300 kg	0.1 kg	0.05/0.1 kg	–	0.05 kg
	600 kg	0.2 kg	0.1/0.2 kg	0.05/0.1/0.2 kg	0.1 kg
	1200 kg	–	–	–	0.2 kg
	1500 kg	0.5 kg	0.2/0.5 kg	0.1/0.2/0.5 kg	–
	3000 kg	1.0 kg	0.5/1.0 kg	0.2/0.5/1.0 kg	0.5 kg

SR = Single Range MR = Multi Range
MI = Multi Interval

Our Expertise Lies in the Attention to Detail



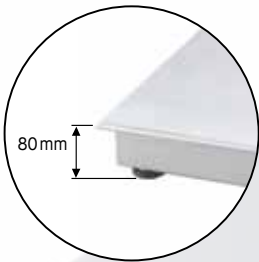
Rigid and Robust

The highly reinforced load plate facilitates vehicles driving over the scale and prevents the load plate from being bent.



Well Positioned and Installed

Secure the chain, raise with the crane, set down at the place of installation and align, if required, – it couldn't be any simpler.



Low-profile and Elegant

Setting a benchmark for floor scales with a height of just 80 mm.



Maximum Metrology Guaranteed **IP68**

Hermetically sealed, stainless steel load cell with integrated overload protection, high degree of IP protection and rocker feet



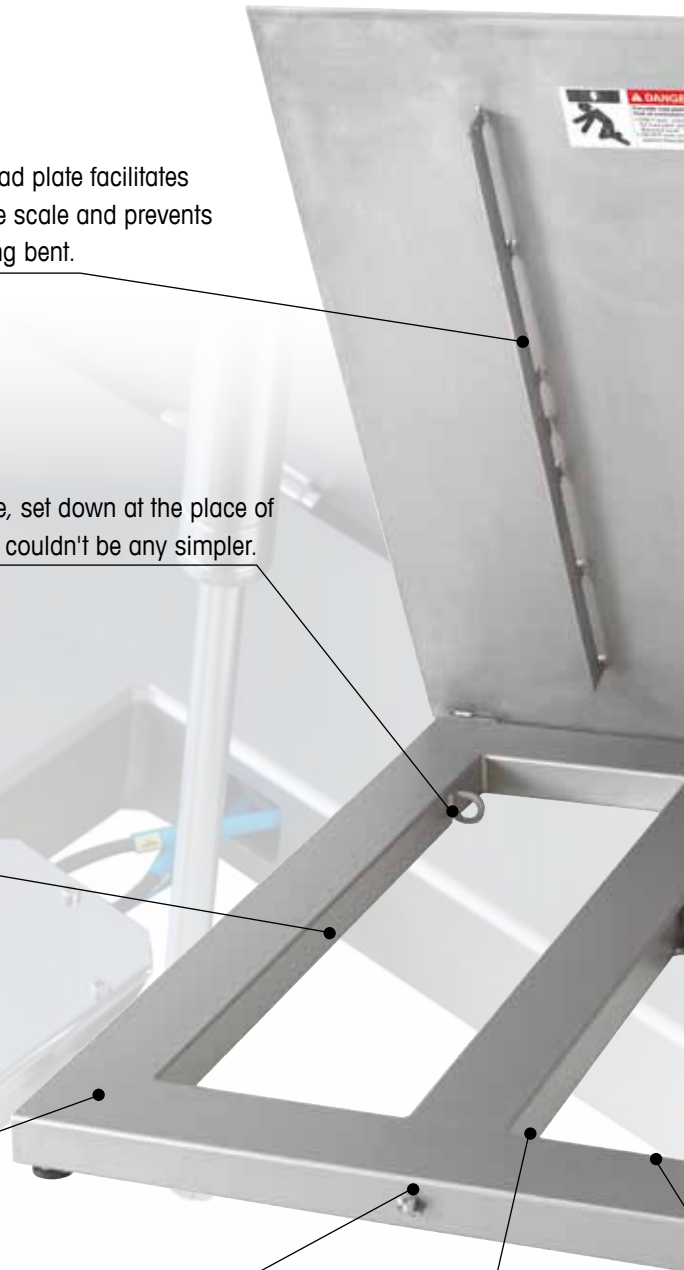
Always Achieving the Right Level

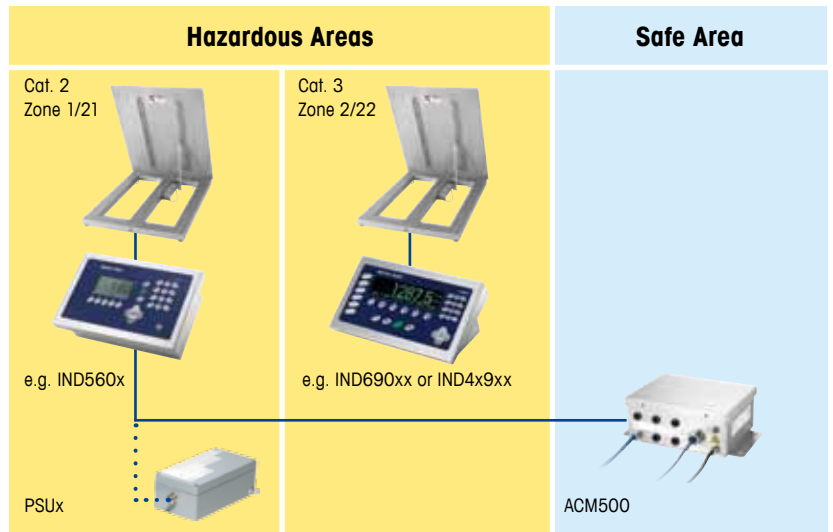
Level monitoring provided by integrated level indicator



Robust & Durable

Torsionally-rigid tubular design for minimum deflection at maximum loads





Usage in Hazardous Areas

Is your weighing system installed in accordance with the explosion protection guidelines? We can offer you complete solutions for Categories 2 and 3. The standard models of the PFA579lift line can be used in both safe and hazardous areas of Category 3 at no additional cost. When used in conjunction with the numerous, intrinsically safe display units such as IND560x or IND226x and the PSUx power supply unit, PFA579lift floor scales are the optimum equipment for use in Zones 1 and 21 of Category 2. The ACM500 interface adapter provides the measured data of the IND560x to customer-specific ERP systems even over great distances.



Opening and Closing

Minimum energy required for opening and closing procedures thanks to optimized pneumatic springs




Various Scale Interfaces

in one sealed housing. Analog signal or digital signal with all the benefits of "plug'n weigh".



Closed and Locked

The automatic locking mechanism of the load plate means that manual locking is now a thing of the past



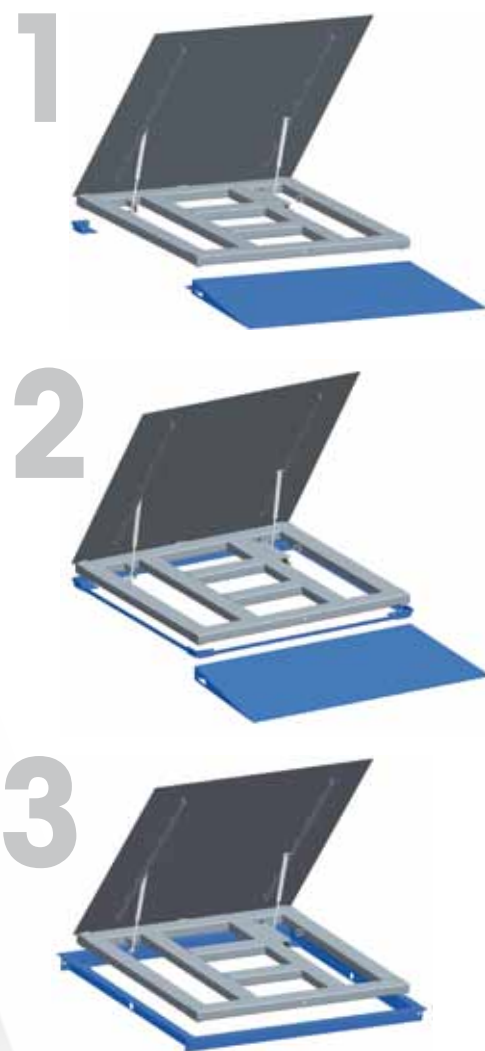
Fast and Straightforward Installation

Due to the low overall height of just 80 mm⁴⁾, the floor scales are ideally suited to floor installation with approach ramps and pit installation.

Various solutions are offered for floor installation:

- 1) The weighing platform is positioned directly on the floor: slip-resistant rubber disks on the rocker feet prevent slippages. The preassembled weighing platform level indicator means it is not necessary to fix the unit to the floor for calibrated operation. To protect the weighing platform against transverse forces or to install it in an existing pit, the scale can be fixed to the floor using corner plates. Optional approach ramps can be installed at ease by means of ramp fixing angles.
- 2) The installation frame provides the simplest and fastest method of floor installation: Insert rawl plugs into the installation frame – insert weighing platform – align – and you're done. The approach ramps can be directly connected and easily disconnected again for cleaning purposes.
- 3) A welded pit frame is available for pit installations. Yet again, installation couldn't be simpler: Align pit frame – set in concrete – insert weighing platform – and you're done. The installation time is kept to a bare minimum.

⁴⁾ 80 mm for floor installation, 85 mm with corner plate set, installation frame or ramps.



Standard Configurations

1× 3000e Single Range

		PFA579(x)lift DS/D/E/ES/FL/FM			
Maximum load	kg	300	600	1500	3000
e1/Max1	kg	0.1/300	0.2/600	0.5/1500	1.0/3000
Taring range (subtractive)	kg	0 – Max. load			
Max. load	kg	400	1400 ⁵⁾	2500 ⁶⁾	1200
Measuring principle		DMS (analog / digital scale interface)			
Max. load capacity stat.					
Centered	kg	3500	3500	4500	4500
Side	kg	2300	2300	3000	3000
Corner	kg	1150	1150	1500	1500
Scale precision					
Reproducibility (s)	kg	0.04	0.06	0.15	0.3
Linearity (type) +/-	kg	0.05	0.1	0.2	0.4
Corners (1/3 max. load) (type) +/-	kg	0.07	0.14	0.35	0.7
Protection		IP68			
Temperature range		-10°C / +40°C			

⁵⁾ in the case of 3× 3000eMR, the preload is reduced to 120 kg
⁶⁾ in the case of 3× 3000eMR, the preload is reduced to 500 kg

Accessories

Approach Ramps

- including floor angle for installation with a corner plate set
- including fastening bolts for straightforward lowering into the installation frame

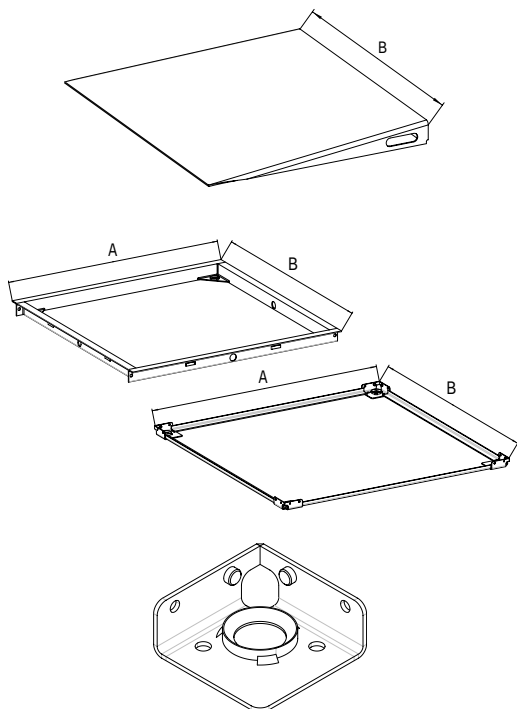
Width B	Material	Surface
1000mm	Stainless steel 304	smooth, checkered
1250mm	or	or
1500mm	Stainless steel	ground
800–1500mm	AISI 316	

Installation Frame / Pit Frame

Length A × Width B	Material
1000×1000mm	Stainless steel AISI 304
1250×1000mm	or
1500×1250mm	Stainless steel AISI 316
1500×1500mm	
800×800mm to 1500×1500mm	

Corner Plates, Set Consisting of Two Pieces

Material
Stainless steel AISI 304
or
Stainless steel AISI 316



Options

Length × Width (mm)	DS 1000×1000	D 1250×1000	E 1500×1250	ES 1500×1500	FL 800×800 – 1000×1000	FM 800×800 – 1500×1500
Height (mm)	80					
Weighing range						
300 kg	•	•	•	•	•	•
600 kg	•	•	•	•	•	•
1500 kg	•	•	•	•	•	•
3000 kg		•	•	•		•
Load plate surface						
Standard	smooth					
Optional	checkered or ground					
Load plate material						
Standard	Stainless steel AISI304					
Optional	Stainless steel AISI316					
Load frame material						
Standard	Stainless steel AISI304					
Optional	Stainless steel AISI316					
Weighing platform design						
Standard	on rocker feet					
Optional	with installation frame					
Verification interval						
Standard	1× 3000e					
Optional	2× 3000e MR – 2× 3000e MI – 1× 6000e – 3× 3000e MR ⁷⁾					
Interface						
Standard	analog					
Optional	digital (IDNet, 1st step calibrated) – digital (IDNet, 2nd step calibrated)					
Connection cable						
Standard	5 m					
Optional	10 m – 20 m ⁸⁾					

⁷⁾ 300kg / 3× 3000eMR is not possible, 600kg / 3× 3000 eMR up to 1250×1000 mm only

⁸⁾ not available for PFA579xlift

Further technical information relating to PFA579lift and PFA579xlift weighing platforms can be found on the data brief at:

► www.mt.com

Uncompromised Commitment to Excellence

The use of weighing platforms in hazardous areas involves an increased risk of damages. A special duty to exercise proper care applies to use in these areas. METTLER TOLEDO is the only company that has trained specialised personnel, approved spare parts and the technical expertise to operate and maintain the scales. Your safety is in our hands.



Installation, Configuration, Integration and Training

Our service representatives are factory-trained on hazardous area installations. We make certain that your weighing equipment is ready for safe production in a cost-effective and timely fashion and that personnel are trained for success.



Initial Calibration and Qualification Documentation

The environment and application requirements are unique for every scale, so performance must be tested and certified. Our calibration and qualification services document performance to ensure accuracy and to verify operational readiness.



Periodic Maintenance and Calibration

A maintenance agreement provides on-going confidence that your equipment meets hazardous area specifications and that weighing process accuracy is certified to comply with quality system requirements.

For More Information on ServiceXXL® Log Onto: [▶ www.mt.com/servicexxl](http://www.mt.com/servicexxl)

www.mt.com/industrial

For more information

Mettler-Toledo AG

Industrial
CH-8606 Greifensee
Switzerland
Tel. +41 44 944 22 11
Fax +41 44 944 30 60

Subject to technical changes
© 04/2010 Mettler-Toledo AG
Printed in Switzerland
MTSI 22020369



Quality certification. Development, production, and auditing in accordance with ISO9001. Environmental management system in accordance with ISO14001.



ISO/IEC 17025 Accredited service organizations
Results, not promises.



Conformité Européene
This label is your guarantee that our products conform to the latest guidelines.